


DANFOSS Reflect

Danfoss



Heat Insulation Plates

Now it has become even easier to install electrical floor heating under laminate and engineered wooden floors.




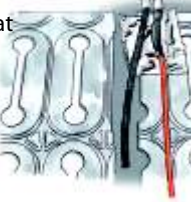

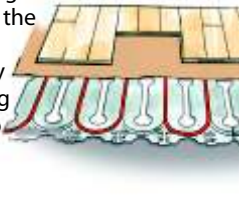
With Danfoss Reflect there's no need not worry about embedding the heating cables in a mud base. Simply lay the insulation plates on the existing floor, press the heating cable into place, lay the wooden laminate floor directly on top, connect the thermostat, and you can turn on the heat!

It cannot get any simpler, faster or cleaner...

The Danfoss Reflect insulation plates consist of a 1/2" thick polystyrene insulation covered with a thin specially profiled aluminum. The plates ensure good downward insulation and optimum upward heat distribution.

BRINGING WARMTH TO LIFE

Clean, Simple and Fast Installation...

<p>1</p> <p>Lay out the Reflect plates.</p> 	<p>2</p> <p>The Reflect plates should cover the entire floor area. Adjust the Reflect plates to match the shape of any corners, oblique angles, etc. using a standard jigsaw.</p> 	<p>3</p> <p>Lock the Reflect plates together using the locking keys supplied.</p> 
<p>4</p> <p>Cut a groove in the Reflect plate to allow the sensor cable to touch the subfloor. Install the flex pipe from the thermostat in the groove. Push the cold lead of the heating cable from the floor up into the wall until it reaches the thermostat.</p> 	<p>5</p> <p>Install the heating cable by lightly pressing it into the cable groove.</p> 	<p>6</p> <p>Cover the finished Reflect floor and heating cables with noise absorbing material and install the wooden laminate floor on top. Finally connect the heating cable and sensor to the thermostat and the thermostat to the main power.</p> 

Benefits

- Best solution available for heating under laminate and engineered wood flooring
- Save time, no mixing thin set or mud required
- Reflective plates heat quickly and evenly for maximum comfort
- High R Value insulation significantly reduces energy consumption
- Exceptional for concrete floors, especially basement renovations
- Accepts Danfoss LX and TX heating cables

Technical data

Plate Size	19¾" (50 cm) X 39½" (100cm), approx. 5.4 sq. feet (.5m ²)
Part # 088L0096	10 Plates, total 54 sq. feet (5m ²)
Part # 088L0095	4 Plates, total 21.5 sq. feet (2m ²)
Insulation Value (R):	1.5
Thickness:	½" (13mm)
Deformation strength:	734lbs/sq. foot (3.67 tonnes/m ²)
Accessories in the box:	Locking keys